

Emerging Markets Bond Fund

Information as at: 30 December 2022

KEY FACTS

Asset Class	Fixed Income
Category	Global Emerging Markets bond
Investment manager	MeritKapital
Total Fund Assets, USD	\$50,027,384
A USD class, USD	\$50,027,384
Fund Inception Date	01/09/2016
Strategy Inception Date	01/04/2017
Performance Benchmark	J.P. Morgan EMBI Global Total Return Index
ISIN	CYF000000200
Fund Domicile	Cyprus
Fund Type	AIF-LNP
Bloomberg Ticker	MERFXPT CY
Base currency	USD
Management fee	0.75%
Performance fee	15%
Hurdle rate	3%
Liquidity	Monthly

INVESTMENT OBJECTIVE

Merit Fund AIFLNP V.C.I.C Limited aims to achieve attractive returns through a combination of capital growth and income preservation. At any one time, 90% of net assets of the fund are invested plus any leveraged amount utilized within the scope of investment purposes in sovereign or corporate debt securities of predominantly emerging market countries.

PERFORMANCE GRAPH*



*The fund remained dormant between Sep 2016 and Mar 2017. The performance is presented from the date the investment strategy was implemented. Share Class performance displayed in USD, Benchmark performance displayed in USD

PERFORMANCE*

	MTD	YTD	SI
MeritKapital Fixed Income Fund - A Shares USD	-5.65%	-10.52%	14.10%
J.P. Morgan EMBI Global Total Return Index	0.70%	-16.45%	0.05%

Share Class performance of -5.65% is calculated on a Net Asset Value (NAV) basis, net of fees.

Total gross performance for December 2022 is -5.55%

*The fund remained dormant between Sep 2016 and Mar 2017. The performance is presented from the date the investment strategy was implemented.

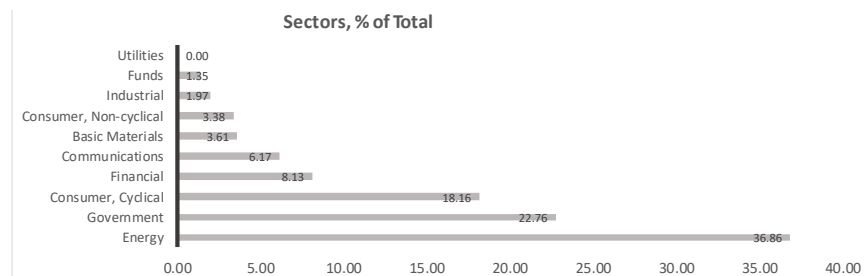
FUND COMMENTS

The fund declined by -5.65% percent for the month of December taking the year to date returns to -10.52%.

The year ended on a defensive tone as the hawkish rhetoric of the Fed dominated the market with participants debating the peaking of interest rates, the possibility of averting a hard landing in the US economy and the likelihood of a Fed pivot. Thus, a much-awaited Santa Claus rally that usually occurs in December months had failed to materialize.

The theme that was prevalent for most of 2022 and led to the dismal performance across all asset classes was, of course, inflation. The biggest dilemma going into 2023 is how sticky inflation will prove to be for the upcoming year which, in turn, is closely correlated with the tightness of the labour market.

Three further interest rates hikes are priced in by the US Fed in the January, March, and May meetings, although forecasts may change with upcoming data. Commodities ended the month marginally lower but were amongst the best performing asset classes for the month.



MINIMUM INVESTMENT

Share class	
A USD	\$50,000

FUND CHARACTERISTIC

Credit Rating	BB-
Modified Duration	3.95 years
Yield to Worst	43.17%
Fixed Income	32.27%
Equity	70.12%
Cash	9.06%
Repo Instruments	-26.81%
Reverse Repo Instruments	15.35%

COMPOSITION OF THE FUND

Sectors	% of Total
Energy	36.86
Government	22.76
Consumer, Cyclical	18.16
Financial	8.13
Communications	6.17
Basic Materials	3.61
Consumer, Non-cyclical	3.38
Industrial	1.97
Funds	1.35
Utilities	0.00

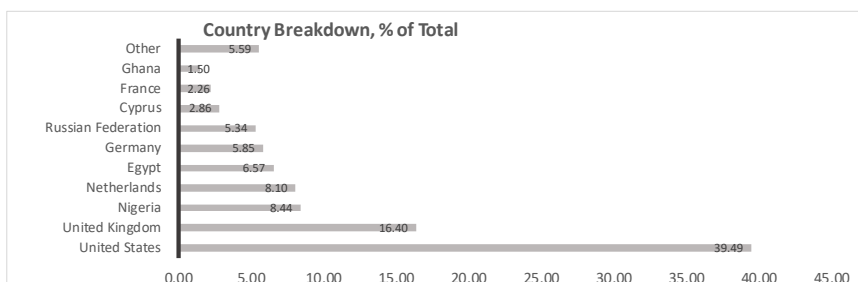
Country	% of Total
United States	39.49
United Kingdom	16.40
Nigeria	8.44
Netherlands	8.10
Egypt	6.57
Germany	5.85
Russian Federation	5.34
Cyprus	2.86
France	2.26
Ghana	1.50
Other	5.59

Currency Break-Down	% of Total
USD	63.52
EUR	18.69
GBP	15.07
RUB	2.71

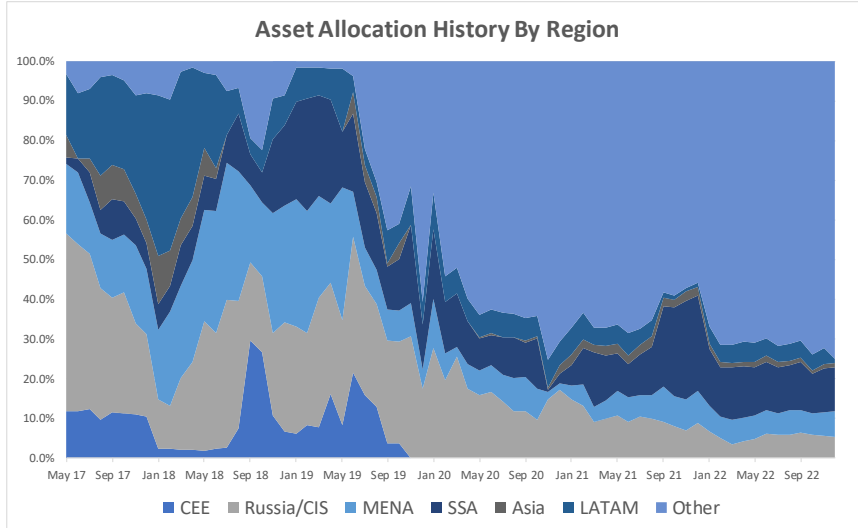
MANAGEMENT TEAM

Portfolio Manager	MeritKapital Ltd
Investment Advisor	Persella Ioannides

Top 10 Holdings	% of Total
OXY US	13.13
SHELL NA	8.10
BP/ LN	7.66
CHRD US	6.05
NGERIA 7 3/8 09/28/33	4.41
EGYPT 5.8 09/30/27	4.22
B 01/26/23	3.39
BOCYCY 2 1/2 06/24/27	2.86
UAL US	2.47
EGYPT 3 7/8 02/16/26	2.35



Duration Breakdown	% of Total
Cash	9.06
Repo Instruments	-26.81
Reverse Repo Instruments	15.35
Equity	70.12
0 - 1 years	5.22
1 - 3 years	6.24
3 - 5 years	11.05
5 - 7 years	6.76
7 - 10 years	3.00
10+ years	0.00



Rating Breakdown	% of Total
Cash	9.06
Repo Instruments	-26.81
Reverse Repo Instruments	15.35
AAA	0.00
AA	1.70
A	22.36
BBB	9.60
BB	21.86
B	30.88
CCC	0.00
CC	1.50
C	0.00
D	0.14
NR	14.36

	Jan 22	Feb 22	Mar 22	Apr 22	May 22	Jun 22	Jul 22	Aug 22	Sep 22	Oct 22	Nov 22	Dec 22
CEE	0.0%	0.0%	0.0%	0.0%	0.0%	0.0%	0.0%	0.0%	0.0%	0.0%	0.0%	0.0%
Russia/CIS	6.9%	5.0%	3.6%	4.3%	4.8%	6.2%	5.8%	6.0%	6.4%	5.8%	5.6%	5.3%
MENA	6.5%	5.5%	6.0%	5.9%	5.9%	5.8%	5.4%	6.0%	5.8%	5.6%	6.0%	6.4%
SSA	14.2%	12.4%	13.2%	12.9%	12.2%	12.4%	11.7%	11.4%	12.2%	10.0%	10.9%	11.1%
Asia	1.2%	1.2%	1.1%	1.2%	1.2%	1.4%	1.2%	1.2%	1.1%	0.8%	1.1%	1.3%
LATAM	4.5%	4.4%	4.8%	5.0%	4.9%	4.4%	4.1%	4.1%	4.2%	3.8%	4.0%	4.0%
Other	66.8%	71.4%	71.3%	70.7%	70.9%	69.8%	71.7%	71.3%	70.3%	74.0%	72.3%	75.0%
Total	100.0%	100.0%	100.0%	100.0%	100.0%	100.0%	100.0%	100.0%	100.0%	100.0%	100.0%	100.0%

DISCLAIMER

Merit Fund AIFLNP V.C.I.C Limited (the "Fund"), is reserved for professional and well-informed investors as defined by the Alternative Investment Funds Law n.131(I) of 2014 (the "Law") who, on the basis of the Offering Memorandum (the "Offering Memorandum") and the subscription agreement, should make their own assessment of the conditions of their participation in the Fund. It is the responsibility of participating investors, to determine whether the fund described in the Offering Memorandum is suitable to their expectations of performance and risk. The Fund operates as an Alternative Investment Fund with Limited Number of Persons according to the Law, regulated by the Cyprus Securities and Exchange Commission, license # LPAIF05/2014, in the legal form of a variable capital investment company. Prospective investors are not to construe the contents of the Offering Memorandum or any communication relating to this offering as investment, legal or tax advice. Each investor should, however, consult his own legal counsel, accountant and other professional adviser as to legal, tax and related matters concerning an investment in the Fund. The Offering Memorandum, the Memorandum & Articles of Association as well as the latest monthly report are available from the registered office of the Manager and from the Fund's administrator. An investment in the Fund involves financial risk and prospective investors are advised to read the Offering Memorandum carefully in its entirety. With respect to any quotation of expected returns throughout this Report or the Offering Memorandum, it must be noted that these are generated from part research and cannot be guaranteed. The value of an investment in the Fund may fluctuate. Forward looking statements by nature comprise risks and uncertainty since they are related to events and circumstances that may or may not occur materialise in the future. Due to various risks and uncertainties, actual events or results, the actual performance of the Fund may differ materially from those reflected or contemplated in such forward looking statements. There can be no assurance that the Fund; investment objectives will be achieved and investment results may be achieved over time. Investment in the Fund is not intended on a complete investment program for any investor. Prospective investors should carefully consider if an investment in shares in the Fund is suitable for them in light of their circumstances and their resources. No application has been made to list the shares of the Fund on any stock exchange. Important: shares in the fund are offered solely on the basis of the information and representations contained in the Offering Memorandum and the documents specified therein, which are available for inspection at the Fund's registered office and no other information or representation relating thereto is authorised.